

INSIDE THIS ISSUE:

IEP Meeting Checklist	2
LD: Parent Tips	2
PA Transition Guide	3
NCC Disability Services	3
WAPE Fine Arts Showcase	4

## IEP Progress Reports

With the end of the second marking period, you have received your child's IEP progress report. A progress report is generated quarterly, to share the progress data your child has gained towards each IEP goal.


### How to read IEP progress reports?

Each progress report should include the IEP goal, with a note from the case manager indicating progress made towards this goal. Some goals may include a chart or a graph of data as a visual reference.

### What should I do now that I have received an IEP progress report?

Certainly praise your child for their hard work and efforts towards their IEP goal(s) for the quarter. If your child still shows room for improve-

ment in their goal area, it would be helpful for you to also work on it with them at home. For example, if they have a reading fluency IEP goal, sharing in repeated readings with your child at home will only help with the progress at school. Any questions about how you can work with your child at home on their IEP goal(s) should be directed to your child's teacher and/or case manager. To receive another copy of your child's progress report, please contact the Office of Student Services or your child's teacher.



## Important Upcoming Dates

February 5th: Registration deadline March SAT

March 5th: SAT Test Date

February 6th: ACT Test Date

March 10-18th: Kindergarten Registration

February 15th: School Closed President's Day

March 21-28th: Schools Closed Spring Break

February 18th: WAPE Fine Arts Showcase

School Guidance Office Contact Information:

- Wilson Borough Elementary  
484-373-6220
- Avona Elementary  
484-373-6250
- Williams Township  
484-373-6170
- WAIS:  
484-373-6110
- WAHS  
484-373-6040

# Planning Ahead for Academic Success: Before the IEP Meeting Parent Checklist

Before your child's annual IEP meeting, you may want to ask yourself the following questions. If you do not have the information you need, you can ask your child's IEP case manager before the meeting.

- Look at the meeting notice:
  - Has the school invited a regular education teacher who understands the academic curriculum for my child's grade level in reading and math?
  - If this IEP timeframe will cover more than one grade, is someone invited who will know about the academic curriculum for next year?

What information has the school shared with me about:

- My child's level of academic achievement (the level at which my child performs right now) on state and district-wide assessments?
- What has my child achieved on his or her current IEP goals and objectives? What have the IEP progress reports told me this year? What have regular education report cards told me this year?
- Has my child participated in the general education curriculum? Are the grades satisfactory?

- Has my child successfully participated in the regular education classroom?
- What supplementary aids and services does my child currently use successfully to participate:
  - In the general education curriculum?
  - In the regular education classroom?
  - In the special education classroom?
- As my child moves toward graduation, what academic skills do I think my he or she still needs to master?

## Learning Disabilities: Parent Tips

Parents are a child's first and best teachers. Show your child that reading can be fun. Read to your child every day. Visit the library frequently. Point out words on billboards and traffic signs as you drive, on food labels at the grocery store, on packages, mail, and letters. Play word games. Set an example by giving your child a chance to see you reading and writing at home.

- Show an interest in your child's homework. Inquire about the subjects and the work to be done. Ask questions that require answers longer than one or two words.
- Help your child organize homework materials before beginning.
- Establish a regular time with your child to do homework-developing a schedule helps avoid pro-

crastination.

- Find a specific place for your child to do homework that has lots of light, quiet, and plenty of work space.
- Encourage your child to ask questions and search for answers, taking the time to figure out correct answers.
- Make sure your child backs up answers with facts and evidence.
- Practice school-taught skills at home.
- Relate homework to your child's everyday life. For instance, teach fractions and measurements as you prepare a favorite food together.
- Be a role model-take the opportunity to read a book or newspaper or write a letter while your child studies.

- Praise your child for both the small steps and big leaps in the right direction.

A great deal of advice and information is available on learning disabilities. Remember, there are no quick fixes, so be cautious of anyone offering "cures." The following informational resources are recommended by all six of the leading national learning disability organizations.

### Books:

- All Kinds of Minds
- Learning to Learn
- No one to Play With
- Smart Kids with School Problems
- When Your Child Has LD: A Survival Guide for Parents

### Videos:

- How Hard Can This Be?: F.A.T. City Workshop
- Last One Picked, First One Picked On

# TRANSITION

## PA Secondary Transition Guide

The Pennsylvania Office of Developmental Programs (ODP) would like to announce the launch of a transition guide website.

across PA who work collaboratively to ensure appropriate transition outcomes for Pennsylvania youth and young adults.

**Visit the PA Secondary Transition web site for details:**

This website is sponsored by the Pennsylvania Department of Education, Bureau of Special Education on behalf of the Pennsylvania Community on Transition. The Pennsylvania Community on Transition is a group of various stake holders from

ODP encourages all stakeholders to view the website and share with individuals and families who are beginning to plan their transition activities.

**[www.secondary/transition.org/](http://www.secondary/transition.org/)**

## NCC Disability Services: How to Obtain Services

The process for obtaining accommodations from the Disability Services office at Northampton Community College includes two key steps: 1) sharing current documentation of your disability with the college, and 2) meeting with a Disability Services specialist to create the best academic and support plan for your needs. This meeting may be completed by phone or video conferencing for online students. Requests for accommodations must be made each semester and there are no fees for our services. Please follow the appropriate timeline to help you receive your accommodations and services as smoothly as possible:

### New Student Timeline

**Submit Disability Documentation:**

- For Fall Semester: March– June
- For Sprint Semester: November/ December

**Schedule Pre-Service Appointment with Disability Service Specialist:**

- For Fall Semester: March/April
- For Spring Semester: November/December

**Take English and/or Math Placement Tests:**

- For Fall Semester: Before June 7th
- For Spring Semester: Before December 15th

**New Student Orientation;**

Must attend. Refer to acceptance letter.

**Academic Advising:**

Must be done before registration.  
Recommended to complete advising in Disability Services with someone who has knowledge of your disability

**Request Interpreter Services (if needed)**

Office of Student  
Services



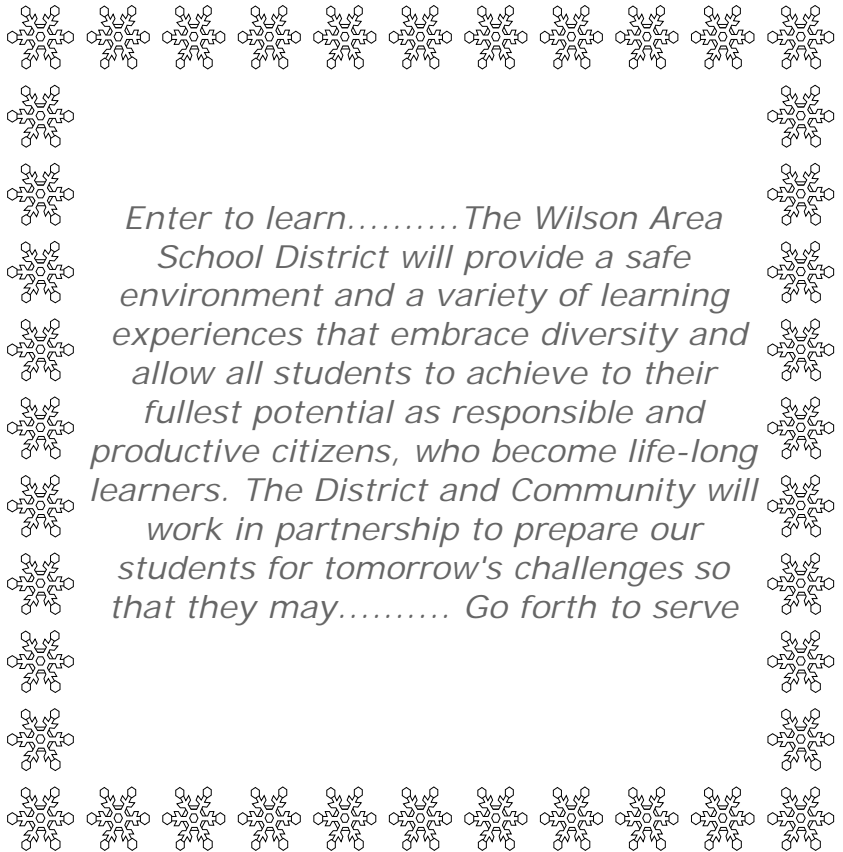
2040 Washington Blvd.  
Easton, PA 18042

Phone: 484-373-6000  
Fax: 610-258-6421  
E-mail: [lsamson@wilsonareasd.org](mailto:lsamson@wilsonareasd.org)

**WASD**  
WILSON AREA SCHOOL DISTRICT

*Enter to learn...Go forth to serve.*

We're on the web!  
[www.wilsonareasd.org](http://www.wilsonareasd.org)



*Enter to learn.....The Wilson Area School District will provide a safe environment and a variety of learning experiences that embrace diversity and allow all students to achieve to their fullest potential as responsible and productive citizens, who become life-long learners. The District and Community will work in partnership to prepare our students for tomorrow's challenges so that they may..... Go forth to serve*

**Wilson Area Partners In Education Foundation  
Presents**

# **The Inaugural Wilson Area School District Fine Arts Showcase**

Thursday February 18th 2016  
The State Theatre  
435 Northampton St. Easton

Show Begins at 7:00 pm  
Sponsor Reception at 5:00pm

Featuring:

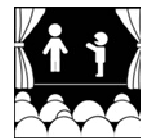
WAHS Band  
WAHS Chorus  
WASD Drama Club  
WAIS Band  
WAIS Chorus  
WASD 4th Grade Chorus

To purchase Tickets:

Cost: 10.00\$

Purchase at :

WASD Administration Building  
State Theatre Box Office  
Online at [www.statetheatre.org](http://www.statetheatre.org)



Benefits the Wilson Area  
Partners in  
Education Foundation

